

710W- 730W

CME-132BDS

23.53%
MAXIMUM EFFICIENCY

132
HALF CELLS

- ◆ N-type cell technology
- ◆ High efficiency and power output
- ◆ Cost-effective scalability and market dominance
- ◆ Low degradation and high durability
- ◆ No LID or LeTID



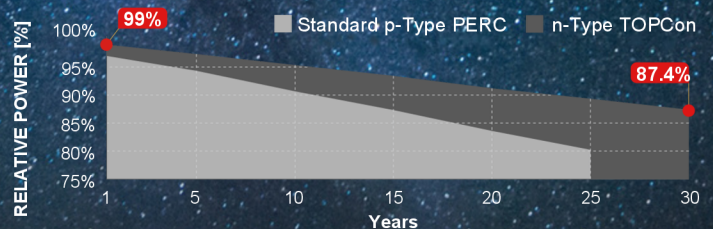
Ver. 25.10.1

30 YEARS
Performance Warranty

up to **15** YEARS
Product Warranty

*The regular product warranty is 15 years, please refer to the latest version of AESOLAR Limited Warranty for the duration of the product warranty under special conditions, for extensions, please contact AESOLAR staff.

OUR PERFORMANCE WARRANTY



AESOLAR

Since 2003



LID RESISTANT



PID RESISTANT



SALT CORROSION RESISTANT



SAND RESISTANT



AMMONIA RESISTANT

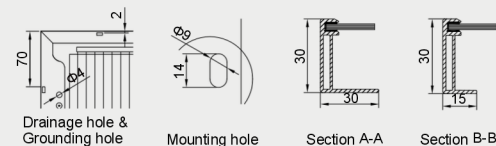
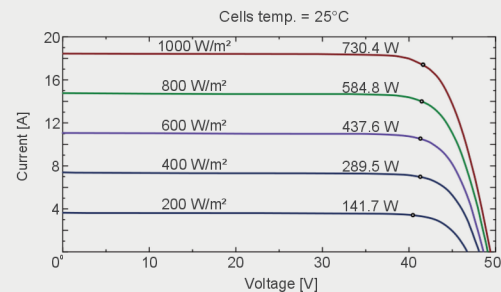
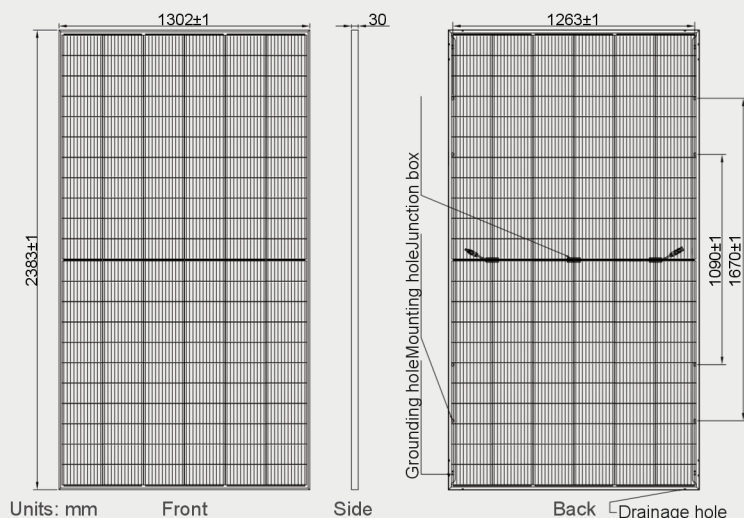


HIGHLY STABLE AND TOUGH

AE CME-132BDS 710W-730W

N-TYPE TOPCON TECHNOLOGY PV MODULE

BIFACIAL • DOUBLE-GLASS



Electrical specifications (STC*):

	max.	power	Pmax	710	715	720	725	730
Maximum operating voltage (Wp)	40.90	41.10	41.30	41.50	41.70			
Maximum operating current VMPP (V)	17.36	17.40	17.43	17.47	17.51			
Open-circuit voltage Short-circuit current Module Voc (V)	48.70	48.90	49.10	49.30	49.50			
efficiency Power tolerance Isc (A)	22.88	23.04	23.21	23.37	23.53			
Maximum system voltage η (%)			0~+5					
Maximum series fuse rating (W)			1500					
(V)			30					
(A)								

*STC: Standard Test Conditions (irradiance 1000 W/m², cell temperature 25°C and air mass of AM1.5), measurement tolerance Pmax: ±3%

Electrical specifications (NMOT*):

	max.	power	Pmax (Wp)	550	555	560	565	570
Maximum operating voltage VMPP (V)	39.11	39.39	39.66	39.93	40.20			
Maximum operating current IMPP (A)	14.06	14.09	14.12	14.15	14.18			
Open-circuit voltage Short-circuit current Module Voc (V)	46.20	46.55	46.89	47.23	47.57			
Isc (A)	14.88	14.90	14.93	14.95	14.98			

*NMOT: Normal Module Operating Temperature (irradiance 800 W/m², ambient temperature 20°C, air mass of AM1.5 and wind speed of 1 m/s)

Bifacial electrical specifications

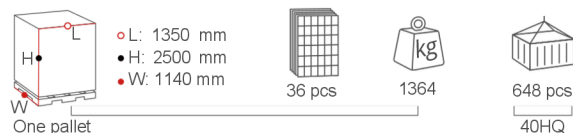
	710	715	720	725	730
Max. power front-side Pmax front (Wp)					
Backside Power Gain	5% 10%	5% 10%	5% 10%	5% 10%	5% 10%
Total equivalent power Pmax edge (W)	746 781	751 787	756 792	761 798	767 803
Module efficiency η (%)	24.03 25.17	24.20 25.35	24.37 25.53	24.54 25.70	24.70 25.88

Bifacial Gain: The additional gain from the back side compared to the power of the front side at the standard test condition. It depends on the mounting (structure, height, tilt angle, etc.) and albedo of the ground.

Mechanical and design specification

Cell type	n-Type TOPCon technology, half-cut cells 132 80 ± 5%
No. of cells	2.0 mm glass, high transmission, AR coated, tempered
Bifaciality	POE
Front cover	2.0 mm white glazed glass, tempered
Encapsulation	IP68 rated, 3 bypass diodes
Back cover	30 mm anodized aluminium alloy 1 x 4 mm², 350 mm
Junction box	length or customized
Frame	MC 4 / MC 4 compatible
Cable (Including Connector)	2383 mm x 1302 mm x 30 mm
Connectors	37 kg
Dimension	Max. Ø 25 mm at 23 m/s
Weight	2400 Pa or 244 kg/m²
Hail resistance	5400 Pa or 550 kg/m²
Wind load	Class A (according to UL 790)
Snow load	
Fire rating	


Packaging information



Temperature ratings

Operating temperature Temp.	-40 to +85°C
coefficient of Pmax	-0.29 %/°C
Temp. coefficient of Voc	-0.24 %/°C
Temp. coefficient of Isc	0.040 %/°C
Nom. operating cell temp. NOCT	43 ± 2°C

SYSTEM AND PRODUCT CERTIFICATIONS



IEC 61215 IEC 61730
Regular Production Surveillance
www.tuv.com

IEC 62716 (Ammonia corrosion)
IEC 61701 (Salt mist corrosion)
IEC 60068 (Sand and dust)
IEC 62804 (PID resistance)

The specifications and characteristics contained in this datasheet may deviate slightly from our actual products due to the product developments and uncertainty of measurement devices. The specifications included in the datasheet are subject to change without prior notice.



AESOLAR

Since 2003

+49 8231 978268 0
sales@ae-solar.com
www.ae-solar.com

AESOLAR
Senefelderstraße 23
86368 Gersthofen, Germany